

# Alfa Laval CB112AQ

## AHRI Certified® brazed plate heat exchanger

### Introduction

Alfa Laval CBAQ is AHRI Certified® through the Liquid to Liquid Brazed & Fusion-bonded Plate Heat Exchangers (LLBF) Certification Program which ensures thermal performance in accordance with the product specifications.

Alfa Laval CB brazed plate heat exchangers provide efficient heat transfer with a small footprint.

### Applications

- HVAC heating and cooling

### Benefits

- Compact
- Easy to install
- Self-cleaning
- Low level of service and maintenance is required
- All units are pressure and leak tested
- Gasket free

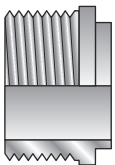
### Design

The brazing material seals and holds the plates together at the contact points ensuring optimal heat transfer efficiency and pressure resistance. Using advanced design technologies and extensive verification guarantees the highest performance and longest possible service life.

Asymmetric channels provide optimal efficiency in the most compact design. This results in low refrigerant charge or lower pressure drop on the water or brine side, reducing the CO<sub>2</sub> footprint.

Based on standard components and a modular concept, including symmetric and asymmetric channels, each unit is custom-built to meet the specific requirements of each individual installation.

### Examples of connections



External thread



## Technical data

### Standard materials

Cover plates	Stainless steel
Connections	Stainless steel
Plates	Stainless steel
Brazing filler	Copper

## Dimensions and weight

### Dimensions and weight <sup>1</sup>

A measure (mm)	16 + (2.06 * n)
A measure (inches)	0.63 + (0.08 * n)
Weight (kg) <sup>2</sup>	4.82 + (0.35 * n)
Weight (lb) <sup>2</sup>	10.63 + (0.77 * n)

<sup>1</sup> n = number of plates

<sup>2</sup> Excluding connections

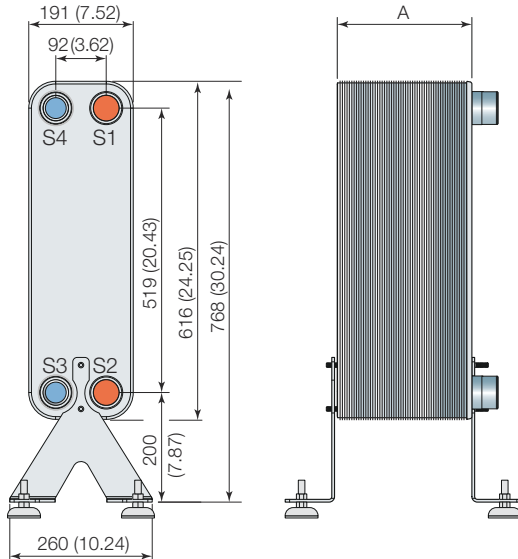
### Standard data

	H, L, M: 0.2 (0.0528)
Volume per channel, litres (gal)	CB/CBH/CBP AH (S1-S2): 0.2 (0.0528) CB/CBH/CBP AH (S3-S4): 0.16 (0.0423)
Max. particle size, mm (inch)	1 (0.039)
Max. flowrate <sup>1</sup> m <sup>3</sup> /h (gpm)	51 (224.5)
Flow direction	Parallel
Min. number of plates	10
Max. number of plates	300

<sup>1</sup> Water at 5 m/s (16.4 ft/s) (connection velocity)

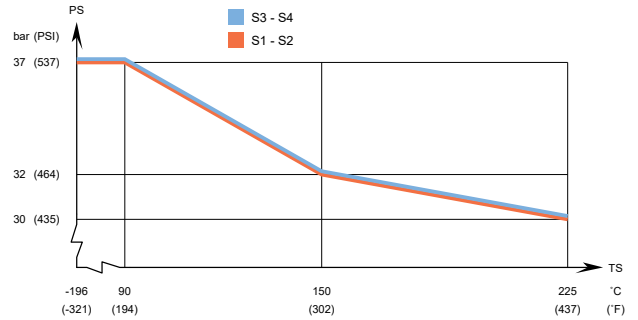
## Dimensional drawing

Measurements in mm (inches)

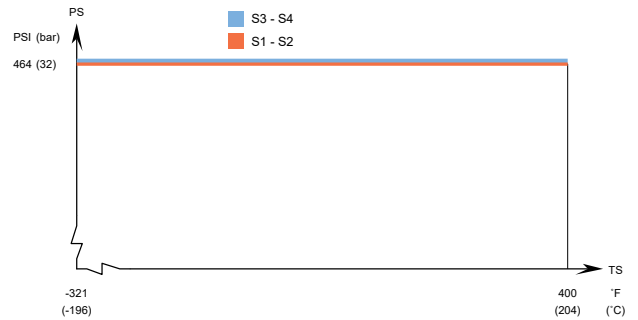


## Design pressure and temperature

### CB112AQ – PED approval pressure/temperature graph



### CB112AQ – UL approval pressure/temperature graph



Designed for full vacuum.

Alfa Laval plate heat exchangers are available with a wide range of pressure vessel approvals. Please contact your Alfa Laval representative for more information.

**NOTE:** Values above are to be used as an indication. For exact values, please use the drawing generated by the Alfa Laval configurator or contact your local Alfa Laval representative.

## Certificates



This document and its contents are subject to copyrights and other intellectual property rights owned by Alfa Laval Corporate AB. No part of this document may be copied, re-produced or transmitted in any form or by any means, or for any purpose, without Alfa Laval Corporate AB's prior express written permission. Information and services provided in this document are made as a benefit and service to the user, and no representations or warranties are made about the accuracy or suitability of this information and these services for any purpose. All rights are reserved.

## How to contact Alfa Laval

Up-to-date Alfa Laval contact details for all countries are always available on our website at [www.alfalaval.com](http://www.alfalaval.com)