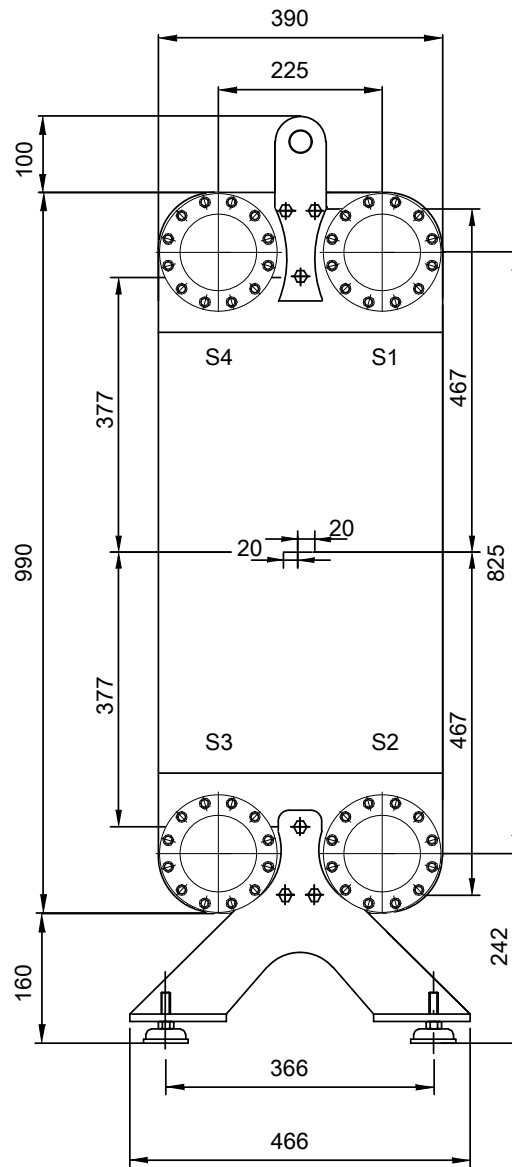
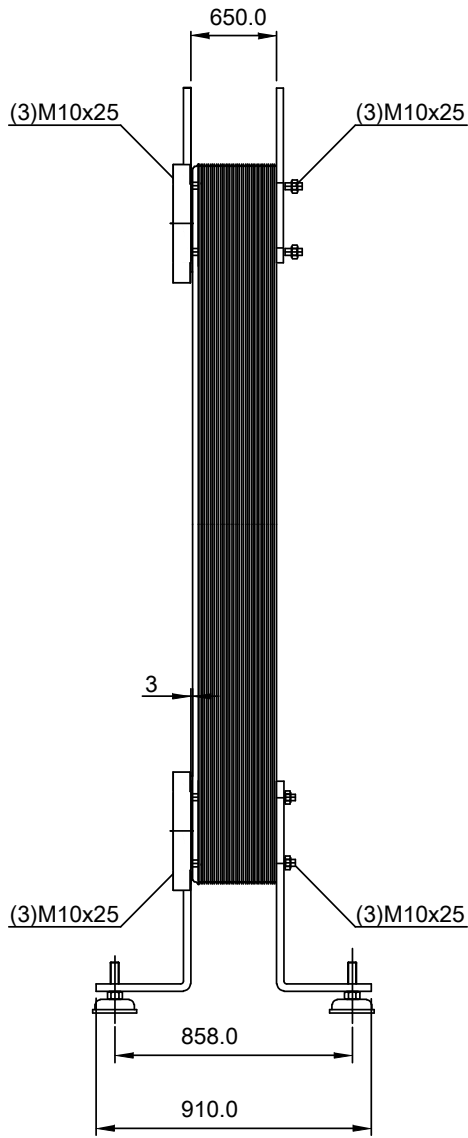
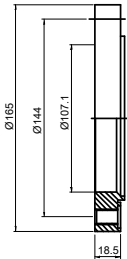


Note that all unique customer requirements (i.e tolerance) need to be verified thru Alfa Laval.

CPF100FP  
Alloy 316  
S1,S2,S3,S4



S1,S2,S3,S4 = e  
T1,T2,T3,T4 = e-5  
T1 T2 T3 T4 locations on back side  
correspond to S1 S2 S3 S4 on front side

HEATING SURFACE  
NETWEIGHT 363.6 kg  
OPERATING WEIGHT kg  
PLATE MATERIAL ALLOY 316  
PLATE GROUPING 1\*119L/1\*120L

ALL DIMENSIONS IN MILLIMETERS

SIDE	MEDIA	INLET	TEMP.	OUTLET	TEMP.	FLOW RATE	PRESSURE DROP	LIQUID VOL.
1		S1		S2				88.8 dm <sup>3</sup>
2		S3		S4				88.1 dm <sup>3</sup>

PRESSURE VESSEL APPROVAL

PED/UK



AlfaNova 400-240L (3287089417)

www.alfalaval.com

CUSTOMER NAME / REF. NO.

TOTAL LENGTH 910.0 mm  
TOTAL WIDTH 390.0 mm  
TOTAL HEIGHT 1250.0 mm

COMPANY / REF.



4/16/2024  
REV 0