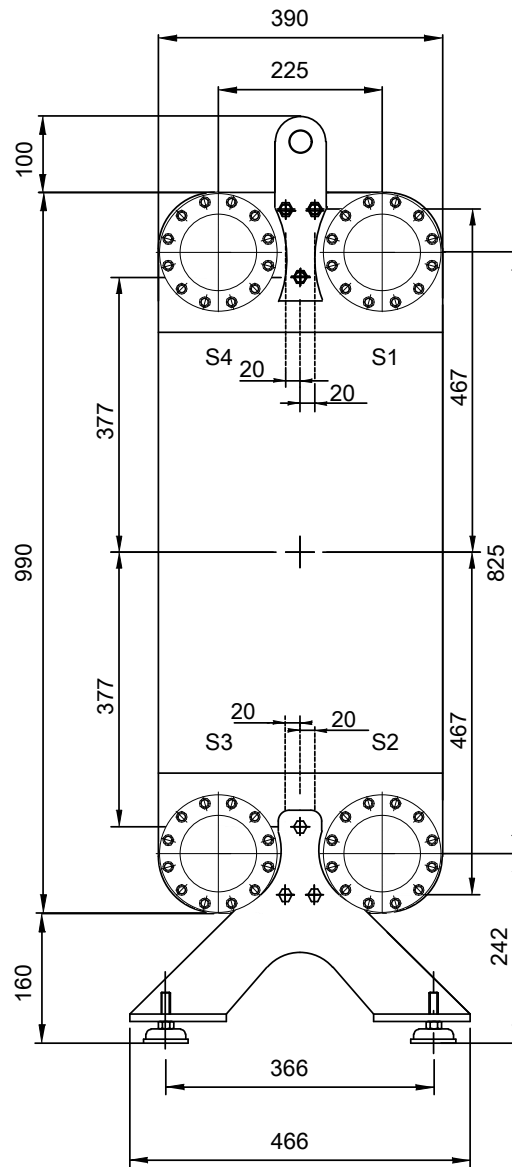
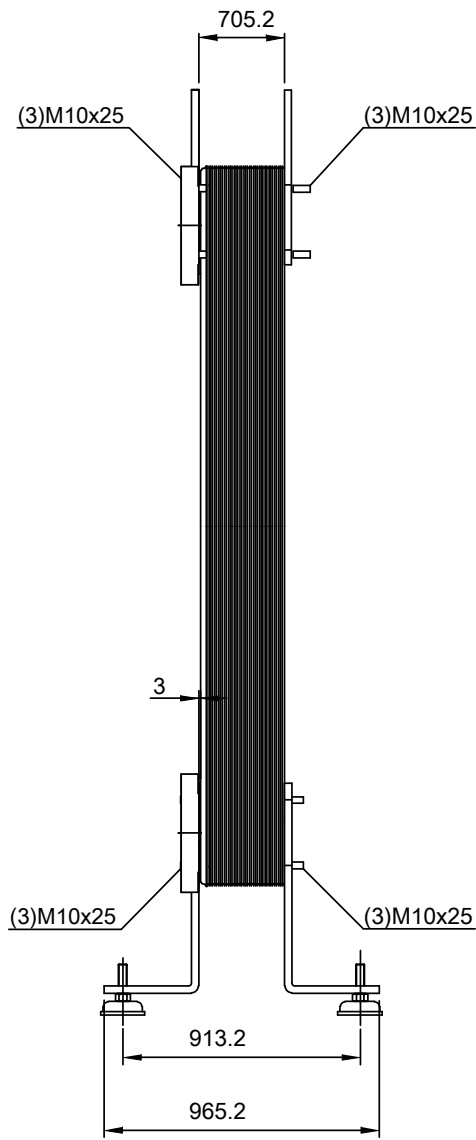
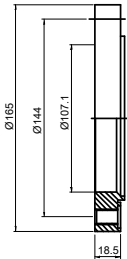


Note that all unique customer requirements (i.e tolerance) need to be verified thru Alfa Laval.

CPF100FP
Alloy 316
S1,S2,S3,S4



S1,S2,S3,S4 = e
T1,T2,T3,T4 = e-5
T1 T2 T3 T4 locations on back side
correspond to S1 S2 S3 S4 on front side

HEATING SURFACE
NETWEIGHT 395.0 kg
OPERATING WEIGHT kg
PLATE MATERIAL ALLOY 316
PLATE GROUPING 1*134H/1*135H

ALL DIMENSIONS IN MILLIMETERS

SIDE	MEDIA	INLET	TEMP.	OUTLET	TEMP.	FLOW RATE	PRESSURE DROP	LIQUID VOL.
1		S1		S2				99.9 dm ³
2		S3		S4				99.2 dm ³

PRESSURE VESSEL APPROVAL

PED

CB400-270H (3287075665)

www.alfalaval.com

CUSTOMER NAME / REF. NO.

TOTAL LENGTH 965.2 mm
TOTAL WIDTH 390.0 mm
TOTAL HEIGHT 1250.0 mm

COMPANY / REF.



4/16/2024
REV 0