



# Alfa Laval Wet Surface Air Coolers (WSAC)

## Efficient closed-loop, evaporative cooling systems

### Introduction

Alfa Laval Wet Surface Air Coolers (WSAC®) are the most efficient and durable closed-loop, evaporative cooling systems available. These fluid cooling and vapor condensing systems are tailored to customer specifications for inlet and outlet temperature, as well as worst case ambient conditions.

WSAC systems provide optimal performance and are configured as packaged, modular, field erected, wet/dry or elevated pipe rack mounted designs depending on specifications and performance requirements.

### Applications

Alfa Laval WSAC systems are optimized for industrial applications where rugged designs, and cost-effective, efficient closed-loop cooling and condensing duties are required. The WSAC has the ability to cool or condense a broad range of fluids more effectively than traditional air-cooled systems.


WSAC systems are used in power, process, refinery, wastewater, natural gas and petrochemical industries and are designed to meet customer's rigorous industry specifications.

### Benefits

- Produces coldest possible process outlet temperature through single approach to ambient wet bulb temp.
- Low quality water can be used as makeup. When utilizing existing blowdown or wastewater streams, no additional fresh water is required.
- Increased water conservation due to higher concentration cycles with minimal makeup and blowdown.
- No plastic fill means minimum fouling and ensures 100% prime surface for reliable operation.
- Remote basin (surface mounted tank or underground sump) for spray water collection and storage allows for lighter weight installation on elevated structures.
- Long service life and minimal maintenance required in rugged industrial settings due to durable materials and simple design.

### Working principle

The closed-loop design ensures that the process liquid or vapor flows through the inside of the heat exchanger tubes, with the cooling air and the spray water flow in the same direction on the outside of the tubes.



Air is induced downward over the tubes. Water flows downward along with the air. Heat from the process stream is released to the cascading water. Vaporization transfers heat from the cascading water to the air stream. The air stream is then forced to turn 180° providing maximum free water removal. Fans discharge air vertically at a high velocity to minimize recirculation.

### Unique features



#### WetSurface

Maximum cooling efficiency and lowest possible outlet temperature.




#### FlexWater

A WSAC can operate on recycled water of low quality such as blowdown water.


Learn more at [www.alfalaval.com/wsac](http://www.alfalaval.com/wsac)



Packaged  
WSAC system



Modular  
WSAC system



Field erected  
WSAC system

## Designs

Alfa Laval WSAC systems are engineered-to-order to provide optimal performance for each unique application. The WSAC configuration could be a packaged, modular, field erected, wet/dry or elevated pipe rack mounted design, depending on many factors, specifications and performance requirements. All WSAC are designed for long service life of 20+ years.

### Packaged WSAC systems

- Skidded, pre-piped and pre-wired for plug and play installation
- Full redundancy of fans and pumps
- Includes control cabinet and water treatment
- Drain pan arrangement lowers operating weight
- Full factory testing
- Freeze protection for cold weather installs

### Modular WSAC systems

- Shop fabricated modular design with final assembly on-site
- Direct or gear drive fan system
- Access package available
- Drain pan arrangement lowers operating weight
- Full factory testing

### Field erected WSAC systems

- Poured in place reinforced concrete basin
- Pultruded FRP structure
- Interchangeable modules
- Reduced footprint for large systems
- Lowest optimized installed cost
- Economized layout

## Technical data

### Tube bundle options

Tube bundles	Straight through/cleanable Serpentine
Code designs	ASME, PED
Material options	C.S., S.S., Exotics

### Structure options

Metal	Heavy duty 10-12 gauge carbon steel, H.D.G.A.F., stainless steel optional
Concrete	Poured in place reinforced concrete
FRP	Fiberglass reinforced plastic

### Fan system options

Fans	Direct drive 5 ft (1.524 m) diameter and smaller Gear drive 6 ft (1.8288 m) diameter and larger
Motors	Totally enclosed fan cooled (TEFC)

### Spray system

Design	Low pressure/high flow design for drenching coverage
Coverage	8-10 GPM/ft <sup>2</sup> spray water coverage
Nozzles	Quarter turn, quick disconnect for easy install/clean out
Pumps	Centrifugal end suction Vertical turbine

### Ancillary components

Electrical options	Complete in-house electrical design Custom control panels PLC/HMI programming
Skids	Pump skids with available redundancy Water treatment skids Complete pre-wired systems with controls
Access packages	Ladders, walkways, platforms

This document and its contents is owned by Alfa Laval Corporate AB and protected by laws governing intellectual property and thereto related rights. It is the responsibility of the user of this document to comply with all applicable intellectual property laws. Without limiting any rights related to this document, no part of this document may be copied, reproduced or transmitted in any form or by any means (electronic, mechanical, photocopying, recording, or otherwise), or for any purpose, without the expressed permission or authorized by Alfa Laval Corporate AB. Alfa Laval Corporate AB will enforce its rights related to this document to the fullest extent of the law, including the seeking of criminal prosecution.

## How to contact Alfa Laval

Up-to-date Alfa Laval contact details for all countries are always available on our website at [www.alfalaval.com](http://www.alfalaval.com)