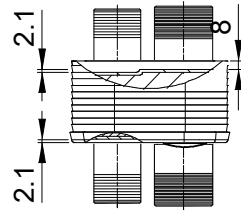
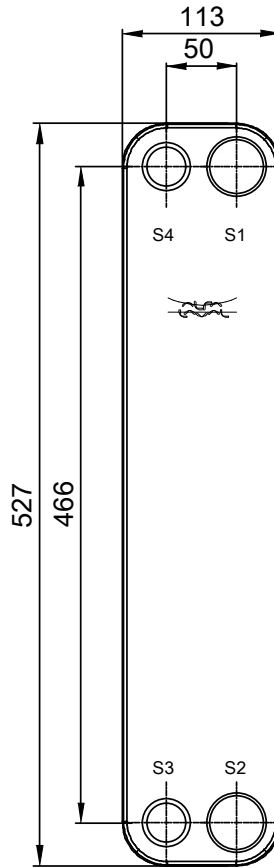
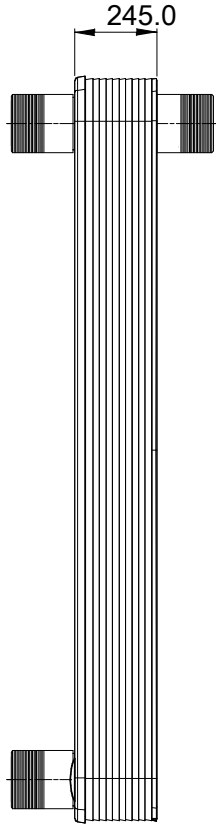
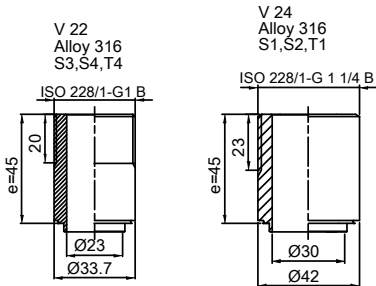


Note that all unique customer requirements (i.e tolerance) need to be verified thru Alfa Laval.



HEATING SURFACE
 NETWEIGHT 20.7 kg
 OPERATING WEIGHT kg
 PLATE MATERIAL ALLOY 316
 PLATE GROUPING 1*25L+1*24L/2*25L

Frameplate is depressed 2.1 mm at connections S3 and S4 if holed.
 Pressureplate is depressed 2.1 mm at connections T3 and T4 if holed.

T1 T2 T3 T4 locations on back side correspond to S1 S2 S3 S4 on front side

ALL DIMENSIONS IN MILLIMETERS

SIDE	MEDIA	INLET	TEMP.	OUTLET	TEMP.	FLOW RATE	PRESSURE DROP	LIQUID VOL.
1		S1		T1				5.15 dm ³
2		S4		T4				5.05 dm ³

PRESSURE VESSEL APPROVAL PED



CB60-100L Pre/Post Heater (3287108922)

www.alfalaval.com

CUSTOMER NAME / REF. NO.

TOTAL LENGTH 327.0 mm
 TOTAL WIDTH 113.0 mm
 TOTAL HEIGHT 527.0 mm

COMPANY / REF.



1/15/2024
 REV 0