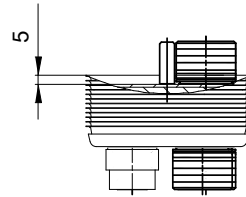
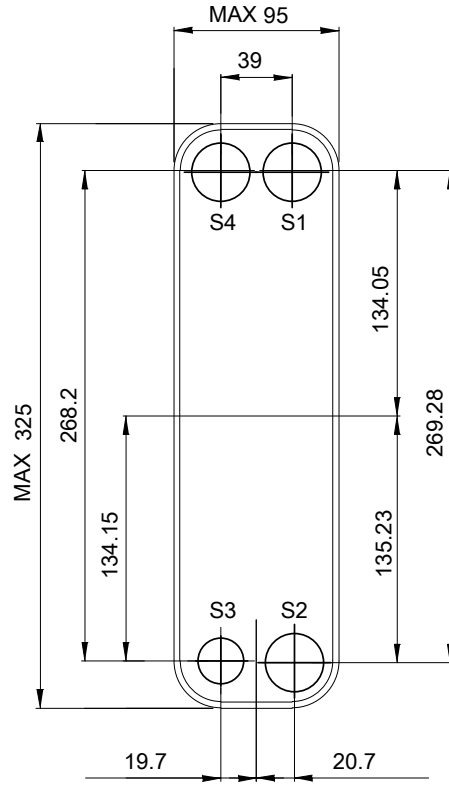
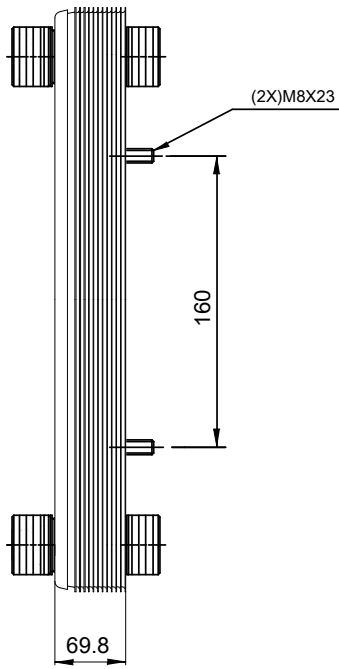
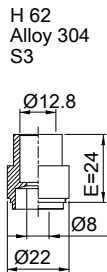
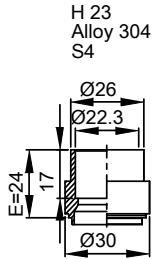
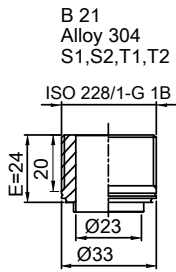


Note that all unique customer requirements (i.e tolerance) need to be verified thru Alfa Laval.



Frameplate is depressed 1.2 mm at connection S4
 Pressureplate is depressed 1.2 mm / even number of channel plates at connections T4 / uneven number of channel plates at connections T1.
 T1 T2 T3 T4 locations on back side correspond to S1 S2 S3 S4 on front side

HEATING SURFACE
 NETWEIGHT 4.7 kg
 OPERATING WEIGHT kg
 PLATE MATERIAL ALLOY 316
 PLATE GROUPING 1*19H/1*20H

ALL DIMENSIONS IN MILLIMETERS

SIDE	MEDIA	INLET	TEMP.	OUTLET	TEMP.	FLOW RATE	PRESSURE DROP	LIQUID VOL.
1		S1		S2				0.56 dm ³
2		S3		S4				0.53 dm ³

PRESSURE VESSEL APPROVAL

PED/UK



AC-30EQ-40H-F (3288101030)

www.alfalaval.com

CUSTOMER NAME / REF. NO.

TOTAL LENGTH 113.0 mm
 TOTAL WIDTH 94.0 mm
 TOTAL HEIGHT 323.0 mm

COMPANY / REF.

4/16/2024
 REV 0