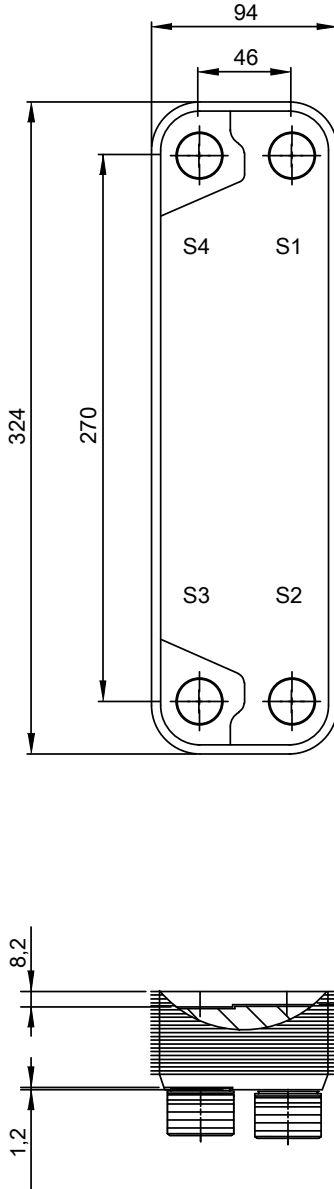

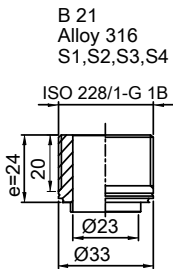


Note that all unique customer requirements (i.e tolerance) need to be verified thru Alfa Laval.



HEATING SURFACE
 NETWEIGHT 2.8 kg
 OPERATING WEIGHT kg
 PLATE MATERIAL ALLOY 316
 PLATE GROUPING 1*11H/1*12H

Frameplate is depressed 1.2 mm at connection S3/S4
 Pressureplate is depressed 1.2 mm / even number of channel
 plates at connections T3/T4 / uneven number of channel plates at
 connections T1/T2.

T1 T2 T3 T4 locations on back side
 correspond to S1 S2 S3 S4 on front side

ALL DIMENSIONS IN MILLIMETERS

| SIDE | MEDIA | INLET | TEMP. | OUTLET | TEMP. | FLOW RATE | PRESSURE DROP | LIQUID VOL. |
|------|-------|-------|-------|--------|-------|-----------|---------------|----------------------|
| 1 | | S1 | | S2 | | | | 0.34 dm ³ |
| 2 | | S3 | | S4 | | | | 0.31 dm ³ |

PRESSURE VESSEL APPROVAL

PED/UK



CB20-24H (3287000014)

www.alfalaval.com

CUSTOMER NAME / REF. NO.

COMPANY / REF.

TOTAL LENGTH 68.0 mm
 TOTAL WIDTH 94.0 mm
 TOTAL HEIGHT 324.0 mm

1/15/2024
 REV 0