This document and its contents is owned by Alfa Laval AB (publ.) or its affiliates and protected by laws governing intellectual property and thereto related rights.
Without limiting any rights related to this document, no part of this document may be copied, reproduced or transmitted in any form or by any means
(electronic, mechanical, photocopying, recording, or otherwise), or for any purpose than expressed permission of Alfa Laval.
Nor may it be used in any other way of for any other purpose than expressly permitted by Alfa Laval.
Alfa Laval will enforce its rights related to this document to the fullest extent of the law, including the seeking of criminal prosecution.

Only to the extent expressly agreed by us this document may constitute a contractual obligation on our part

# Pharma-line S Double Tube Sheet Shell & Tube Heat Exchanger

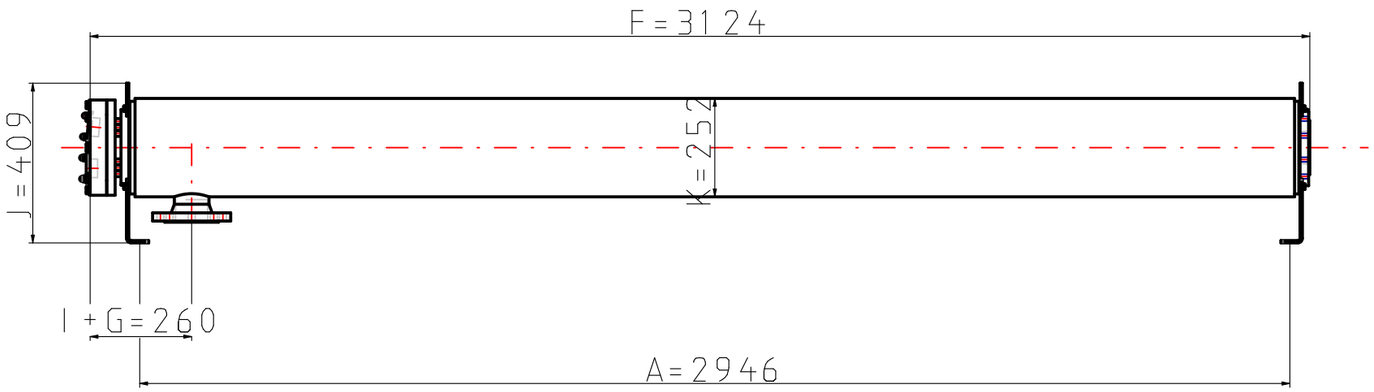


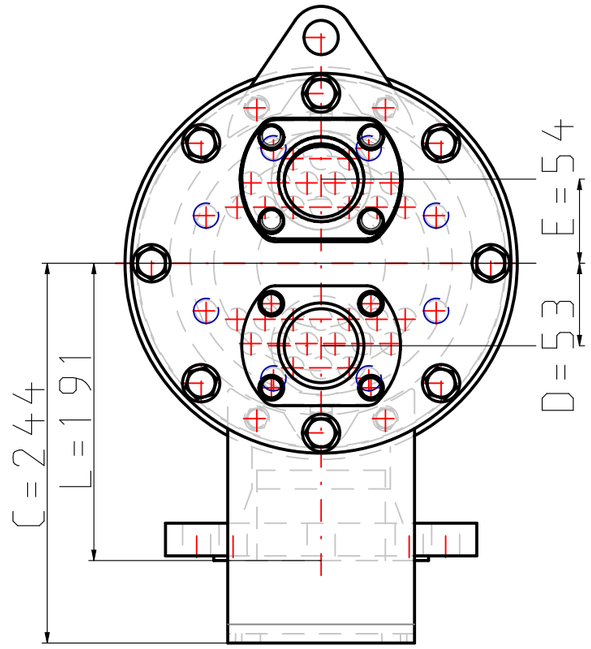




| | |
|---|---|
| Item No | 9615012621 |
| Model name | Pharma-line S 3-4.0 |
| Product connection size | NAC plate for Tri-clamp ASME BPE 2" |
| Shell connection size | Flange DN80 |
| Item description | Pharma-line S 3-4.0 0,5MP PED |
| Extra description | IY ASME BPE2" DIN2635DN80DN80 |
| Volume shell side | 34.7 l |
| Volume tube side | 11.9 l |
| Weight empty | 92 kg |
| Nozzles size Tube | ASME/OD 2" |
| Nozzle size flange | DIN2635/EN1092 DN 80 |
| A (Distance) | 2946 mm |
| B (Diameter) | 244 mm |
| C (Height) | 244 mm |
| D (Distance) | 53 mm |
| E (Distance) | 54 mm |
| F (Length) | 3124 mm |
| G (Distance) | 127 mm |
| I (Distance) | 133 mm |
| J (Height) | 409 mm |
| L (Height) | 191 mm |
| K (Diameter) | 252 mm |
| Pressure vessel code | PED (directive 97/23/EC) |
| Design pressure / Shell side | -1/10 bar (g) |
| Design temperature / Shell side | -10/150 °C |
| Material / Shell side | SS 304/304L |
| Material / Media side (tube) | SS316L |
| Connection standard & size / Shell side | Flange: DIN2635/EN1092-1 |
| Connection standard & size / Media side (tube) | NAC plate for Tri-clamp |
| Surface finish | Ra < 0,5µm MP on product wetted parts |
| Insulation | ASTM C795 with stainless steel cladding |

| Qty | Pos | Item No | Description | Material | Weight (kg) |
|---|---|---|---|---|---|

Edges broken to 0.4x45° or R0.5 Burrs removed

Size: A3 — Date: 12/07/2016 06:45

All Dimm. in: MM — Drawn by: AL CAD Portal

Title: -

Dept.: -

Checked by: -

Appr. by: -

Std. Checked: -

Special requirements: -

Prod. Checked: -

First angle projection ISO method E

Complementary document No.: -

DRG No.: 9615012621

1 OF 1

Replaces drawing No: -

Revision No: -

Rev No: -

Revision: -

Date: -

Revised: -

Checked: -

Appr.: -